

Primary 1

# Worksheet

Teacher's Version (Model Answers)

# Know about Waste Reduction and Recycling

## Student Worksheet

Name




1

True or false: Write “√” for the recyclable domestic waste and “X” for the non-recyclable domestic waste in the circles




Rubber slippers



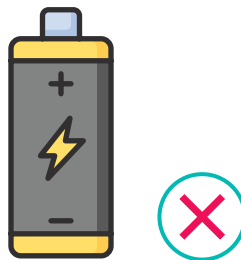
Smartphone



Fruit and vegetable peels, cores



Compact fluorescent lamp




Single-use battery




Disposable tableware

2

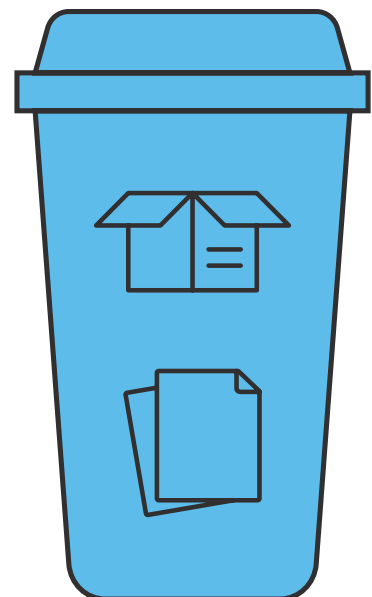
Colour: Colour the recycling bins to match the recyclables



Plastics recycling bin



Metal recycling bin




Paper recycling bin

3

Waste sorting: Write the corresponding letter of the waste in the appropriate category



A. Sauce bottle



B. Book



C. Aluminium can



D. Beverage bottle



E. Meat debris



F. Metal cookware



G. Rechargeable battery



H. Food residues



I. Compact fluorescent lamp



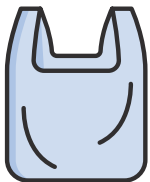
J. Fruits / Vegetables peelings and cores



K. Smartphone



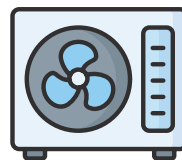
L. Milk carton




M. Plastic bag



N. Cleansing liquid bottle



O. Air-conditioner



P. Digital camera



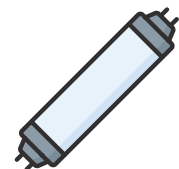
Q. CDs / DVDs



R. Beverage carton



S. Refrigerator



T. Fluorescent tube (All types)



U. Newspaper

## Know about Waste Reduction and Recycling

## Student Worksheet

Paper

B, U

Metals

C, F

Plastic bottles

D, N

Other plastics

M, Q

Glass bottles

A

Fluorescent  
lamps and tubes

I, T

Rechargeable  
batteries

G

Small electrical  
appliances

K, P

Regulated electrical  
equipment (REE)

O, S

Beverage cartons

L, R

Food waste

E, H, J